

A Direct Comparison of Scan and Focal Sampling Methods for Measuring Wild Chimpanzee Feeding Behaviour

Ian C. Gilby^a Amy A. Pokempner^b Richard W. Wrangham^a

^aDepartment of Human Evolutionary Biology, Harvard University, Cambridge, Mass., and

^bWildlife Conservation Society, Bronx, N.Y., USA

Key Words

Activity budget · *Pan troglodytes* · Diet · Frugivory · Field methods · Scan sampling · Focal sampling

Abstract

Focal sampling is the most accurate method for measuring primate activity budgets but is sometimes impractical. An alternative is scan sampling, in which the behaviour of the group is recorded at regular intervals. The simplest technique is to record whether at least 1 animal is engaged in the behaviour of interest. By direct comparison with focal data collected simultaneously on the same population, we assess the validity of this simple group level sampling method for studying chimpanzee (*Pan troglodytes schweinfurthii*) feeding behaviour. In a 13-month study at Kanyawara, Kibale National Park, Uganda, group level scan sampling provided statistically similar measures of broad diet composition to those produced by focal data, despite considerable seasonal variation. Monthly means of the percentage of time spent consuming non-fig fruit calculated from group level scan sampling were highly correlated with those from focal sampling. This validates previous methodology used to identify periods of high energy availability. However, group level scans tended to overestimate the percentage of observation time spent feeding, particularly for adult males. We conclude that this method of group level scan sampling provides valuable data for characterizing broad diet choice in chimpanzees and other species, but may be of limited use for estimating individual feeding time.

Copyright © 2010 S. Karger AG, Basel

KARGER

Fax +41 61 306 12 34
E-Mail karger@karger.ch
www.karger.com

© 2010 S. Karger AG, Basel
0015–5713/10/0815–0254\$26.00/0

Accessible online at:
www.karger.com/fpr

Ian Gilby, Department of Evolutionary Anthropology
Duke University, Box 90383
Durham, NC 27708 (USA)
Tel. +1 919 660 7282, Fax +1 919 660 7348
E-Mail ian.gilby@duke.edu

Introduction

Focal sampling is generally considered to be the most accurate method for measuring primate activity budgets and is therefore the preferred method when observation conditions permit it [Altmann, 1974]. However, collecting focal data is often a challenge for primatologists working in thick vegetation. It is particularly difficult when studying animals that are not fully habituated to human observers (e.g. snub-nosed monkeys (*Rhinopithecus roxellana*) [Guo et al., 2007]), or arboreal species in which individuals cannot be quickly or reliably identified (e.g. woolly monkeys (*Lagothrix lagotricha*) [Di Fiore and Rodman, 2001] or Sulawesi crested black macaques (*Macaca nigra*) [O'Brien and Kinnaird, 1997]). One alternative to focal animal sampling is scan sampling [Altmann, 1974], which involves recording the behaviour of all visible individuals at predetermined intervals. Numerous variants of scan sampling have been used to calculate basic parameters such as activity budgets and diet composition in many primate populations.

At our study site at Kanyawara, Kibale National Park, Uganda, scan sampling has repeatedly been used to identify seasonal variation in the diet of chimpanzees (*Pan troglodytes schweinfurthii*) [Conklin-Brittain et al., 1998; Gilby and Wrangham, 2007; Emery Thompson and Wrangham, 2008]. The chimpanzees in this community rely on ripe fig fruits (*Ficus* spp.) as a 'fall-back' food [Wrangham et al., 1993; Marshall and Wrangham, 2007] which they consume during periods of low food availability. Their 'preferred' foods (defined as those that are selected disproportionately often relative to their abundance [Leighton, 1993; Marshall and Wrangham, 2007]) are ripe drupe fruits, also referred to as 'non-fig fruits' (NFF). In these studies, the relative contribution of NFF (or other foods) to the diet was assessed from scans in which observers recorded whether at least 1 chimpanzee in the group was feeding on a given item. This simple measure of feeding behaviour is similar to one used by Fragaszy et al. [1992], who classified squirrel monkeys as 'foraging together' if at least 1 individual in the social group was 'engaged in a food-related activity'. NFF consumption by the Kanyawara chimpanzee community, as assessed by this sampling method, appears to be a salient correlate of behaviour, probably because it indexes energy availability. Thus, it has been linked to higher food quality [Conklin-Brittain et al., 1998], higher C peptide production [Emery Thompson et al., 2009], larger subgroups [Wrangham, 2002], increased reproductive function in females [Emery Thompson and Wrangham, 2008] and higher rates of hunting and killing red colobus monkeys (*Procolobus* spp.) [Gilby and Wrangham, 2007]. We suspect that NFF consumption is also important in other chimpanzee communities as well as other frugivorous primates. Before this claim can be tested, however, our simple group level measure of NFF diet composition must first be validated.

Group level scan sampling is vulnerable to various potential problems. First, if feeding activity is not synchronous for all members of a group, group level scans will overestimate the total time an average individual spends feeding. Second, if the behaviour of some individuals is oversampled, and there is substantial individual variation in diet choice, group level scans would be unrepresentative of individual food intake. Therefore, group level scan sampling would neither capture intraspecific variation in feeding behaviour (such as variation associated with age or sex class) nor represent a meaningful average (across ages or sexes). For chimpanzees, these effects are plausible because compared to males, females often feed in smaller groups and

visit large feeding parties for shorter periods [Wrangham and Smuts, 1980]. If the strength of such an effect varies among food types, group level scans might lead to a distorted picture of seasonal variation in food intake.

Here we assess the importance of such problems by comparing the results of group level scan sampling with data collected using focal sampling during the same period. We assume that focal sampling provides accurate and reliable data. We assess the validity of group level scan data by comparison with focal data collected on (a) overall feeding time and (b) diet composition. We use these data to test the hypothesis that a group level sampling protocol is sufficient for identifying temporal variation in feeding behaviour.

Methods

Study Population

The Kanyawara chimpanzee community resides within Kibale National Park, Uganda, and has been studied continuously by Richard Wrangham and colleagues since 1987 [Wrangham et al., 1991, 1992]. The chimpanzees were habituated to the presence of researchers without provisioning. The community composition has remained relatively stable over the course of the long-term study, averaging 40–50 individuals, with 9–12 adult males and 12–15 adult females [Gilby and Wrangham, 2008].

Party Level Scan Sampling

Since 1987, the Kibale Chimpanzee Project (KCP) has conducted daily follows of the Kanyawara chimpanzees. For the current study, we used data collected by KCP researchers between June 1, 2004, and June 30, 2005. Most days, a team of observers consisting of at least 2 Ugandan field assistants, typically accompanied by graduate students, the project manager or visiting scientists, located a party of chimpanzees by using the previous day's nesting data, checking recent feeding trees and/or listening for calls. Chimpanzees have a fission-fusion social organization in which individuals form fluid groups (parties, hereafter) containing a subset of the community [Nishida, 1968; Wrangham and Smuts, 1980; Goodall, 1986]. The research team followed the party for as long as possible, usually from dawn until dusk. If the party split, the observers followed the larger subgroup, unless there were enough researchers to follow both parties. In that case, both parties were followed simultaneously.

At 15-min intervals, one observer used instantaneous scan sampling [Altmann 1974] ('party level scans', hereafter) to record party composition and feeding behaviour. If at least 1 chimpanzee in the party was feeding (consuming food), the observer recorded the species and part (e.g. fruit, leaf) that was being eaten. This method was designed to capture broad dietary patterns, therefore the observer did not record which chimpanzees were feeding. In cases in which members of the party were feeding on different food items, the observer recorded the food eaten by the majority of the individuals that were feeding. All data were digitized and stored in a relational database in the Department of Human Evolutionary Biology at Harvard University.

From these data, we calculated 2 monthly measures of feeding behaviour. First, we calculated *time spent feeding* – the percentage of all party level scans in which at least 1 chimpanzee was feeding. Second, we calculated *NFF diet composition* – the percentage of all feeding scans in which chimpanzees were consuming NFF [Gilby and Wrangham, 2007; Emery Thompson and Wrangham, 2008].

Focal Sampling

During the same time period (June 1, 2004, to June 30, 2005), one of the authors (A.A.P.) conducted focal sampling [Altmann, 1974] of individual chimpanzees as part of a concurrent study on sex differences in feeding behaviour [Pokempner, 2009]. Focal individuals included 5 adult males and 5 non-cycling (i.e. pregnant or lactating) adult females. During full-day focal

follows, the activity of the individual was recorded using instantaneous scan sampling [Altmann, 1974] at 1-min intervals. When the focal individual was feeding, the species, plant part and phytophase (e.g. ripe, unripe, young, mature) of the food were recorded. Due to the nature of fission-fusion grouping, it was not always possible to rotate focal individuals in a systematic fashion. A field assistant was therefore assigned to follow a selected individual until the end of the day in order to locate them as a focal for the following day. This strategy was intended to reduce the potential bias of following larger parties and resulted in focal follows that were sometimes conducted in the absence of KCP observers. Focal follows averaged 9.2 h and were distributed evenly by sex and season. We calculated time spent feeding and NFF diet composition using the focal data in the manner described for the party level scans.

Analysis

First, we used linear regression to examine whether monthly means of time spent feeding and NFF diet composition calculated from focal sampling data were predicted by those calculated from party level scan sampling. We assumed that a statistically significant association, a slope of 1, and a high R^2 value indicated that data collected by party level scan sampling provided a meaningful estimate of data collected by focal sampling. Second, for each of the 2 variables (time spent feeding and NFF diet composition), we calculated the difference between the monthly means derived from party level and focal sampling, and used a 1-sample *t* test to ascertain whether the difference was significantly different from zero. This allowed us to evaluate the magnitude of any discrepancy between the 2 data collection methods. Finally, we used logistic regression to estimate the probability that if at least 1 member of the party was feeding on NFF (as determined by a party level scan), the focal individual was also doing so. This provided a means of evaluating the degree to which members of a feeding party were consuming the same type of food. We ran our analyses on both sexes together as well as separately. We conducted all statistical analyses using SAS 9.2 (SAS Institute, Cary, N.C., USA).

Results

The KCP research teams conducted 15,602 15-min party level scans during the 13-month study period, equalling 3,900.5 h of observation. There were 103 instances when 2 research teams sampled the same chimpanzee party, usually when 2 simultaneously followed parties briefly came together. For each of these, we randomly deleted one of the observations, resulting in 15,499 party level scans (table 1). At least 1 chimpanzee was feeding in 58.2% (9,025) of these scans. Chimpanzees were feeding on non-fig fruits (NFF) in 39.6% (3,577) of feeding scans. Monthly values of time spent feeding are displayed in table 1.

81,294 1-min focal scans were conducted during the study period, equalling 1,354.9 h of observation (table 1). The focal chimpanzee was feeding in 32.9% (26,748) of these scans. NFF was being consumed in 37.4% (10,010) of focal feeding scans.

5,424 of the 1-min focal scans occurred on the quarter-hour (0, 15, 30 or 45 min after the full hour). The focal chimpanzee was in a party being sampled by a KCP research team for 3,650 (67.3%) of these 15-min scans (table 2). These are our 'simultaneous' data points for which data could be matched between the focal and party level scans. Our statistical analyses used these data points.

According to the KCP party level data, at least 1 chimpanzee was feeding in 63.2% (2,308/3,650) of the simultaneous scans. By contrast, the focal chimpanzee was feeding in 33.7% (1,230/3,650) of the simultaneous scans. Estimates of NFF diet composition based on party level and focal sampling were similar, however. The focal chimpanzee was feeding on NFF in 39.8% (490/1,230) of focal feeding scans,

Table 1. Summary of the complete data set

Year	Month	Party level scans (15-min intervals)						Focal scans (1-min intervals)					
		observation			feeding			observation			feeding		
		scans	hours	% total scans	scans	hours	% feeding scans	scans	hours	% total scans	scans	hours	% feeding scans
2004	June	1,118	279.5	703	62.9	460	65.4	2,448	40.8	649	26.5	481	74.1
2004	July	1,316	329	754	57.3	289	38.3	7,421	123.7	3,037	40.9	943	31.1
2004	August	1,417	354.3	939	66.3	157	16.7	7,165	119.4	3,318	46.3	482	14.5
2004	September	1,439	359.8	870	60.5	595	68.4	5,159	86.0	1,573	30.5	1,040	66.1
2004	October	1,289	322.3	790	61.3	553	70.0	10,163	169.4	3,130	30.8	2,122	67.8
2004	November	1,045	261.3	587	56.2	249	42.4	2,584	43.1	859	33.2	357	41.6
2004	December	881	220.3	455	51.6	108	23.7	6,711	111.9	2,010	30.0	699	34.8
2005	January	1,212	303	739	61.0	178	24.1	9,200	153.3	3,050	33.2	888	29.1
2005	February	1,161	290.3	670	57.7	161	24.0	5,551	92.5	1,691	30.5	583	34.5
2005	March	1,114	278.5	637	57.2	429	67.3	6,214	103.6	2,048	33.0	1,303	63.6
2005	April	1,118	279.5	517	46.2	281	54.4	6,572	109.5	1,575	24.0	1,003	63.7
2005	May	1,279	319.8	720	56.3	23	3.2	8,327	138.8	2,471	29.7	88	3.6
2005	June	1,110	277.5	644	58.0	94	14.6	3,779	63.0	1,337	35.4	21	1.6
All months		15,499	3,874.8	9,025	58.2	3,577	39.6	81,294	1,354.9	6,748	32.9	10,010	37.4

Party level scans occurred at 15-min intervals and were classified as 'feeding' if at least 1 chimpanzee in the party was feeding at the time of the scan, and as 'NFF feeding' if NFFs were being consumed. Focal observations took place at 1-min intervals and were classified in the same manner as party level scans.

Table 2. Simultaneous 15-min focal and party level scans of the same chimpanzee party, by month

Year	Month	Total scans	Feeding scans				NFF feeding scans			
			focal		party		focal		party	
			scans	% total scans	scans	% total scans	scans	% feeding scans	scans	% feeding scans
2004	June	128	33	25.8	97	75.8	26	78.8	53	54.6
2004	July	276	117	42.4	161	58.3	42	35.9	65	40.4
2004	August	360	163	45.3	259	71.9	18	11.0	46	17.8
2004	September	295	94	31.9	193	65.4	71	75.5	147	76.2
2004	October	460	140	30.4	308	67.0	101	72.1	222	72.1
2004	November	99	34	34.3	58	58.6	23	67.6	34	58.6
2004	December	206	70	34.0	116	56.3	26	37.1	35	30.2
2005	January	447	147	32.9	286	64.0	37	25.2	65	22.7
2005	February	274	85	31.0	185	67.5	28	32.9	43	23.2
2005	March	311	103	33.1	201	64.6	70	68.0	149	74.1
2005	April	266	71	26.7	131	49.2	47	66.2	87	66.4
2005	May	366	115	31.4	204	55.7	1	0.9	3	1.5
2005	June	162	58	35.8	109	67.3	0		2	1.8
All months		3,650	1,230	33.7	2,308	63.2	490	39.8	951	41.2

'Feeding scans, focal' = the number (and percentage) of total scans when the focal chimpanzee was feeding; 'feeding scans, party' = the number (and percentage) of total scans when at least 1 chimpanzee in the party was recorded as feeding, according to party level scan sampling; 'NFF feeding scans, focal' = the number (and percentage) of feeding scans when the focal chimpanzee was consuming NFF; 'NFF feeding scans, party' = the number (and percentage) of feeding scans when at least 1 chimpanzee was recorded as eating NFF.

while at least 1 chimpanzee was feeding on NFF in 41.2% (951/2,308) of the party level feeding scans.

These data suggest that our party level scans provided a close approximation of broad diet composition but not of individual time spent feeding. Below we use the monthly variation to assess this claim.

Time Spent Feeding

There was no correlation between monthly means of time spent feeding when party level and focal data were compared ($F_{1,12} = 0.12$, $R^2 = 0.01$, $p = 0.74$, fig. 1, open circles). The mean difference between time spent feeding calculated from party level data and focal data was 29.7 (range 15.9–50), which was significantly greater than zero (1-sample t test, $T_{1,12} = 12.44$, $p < 0.0001$; fig. 2, open circles). This indicates that our party level sampling method consistently overestimated individual feeding times.

When the focal chimpanzee was male, there was no correlation between estimates of time spent feeding calculated from party level and focal data ($F_{1,12} = 1.12$, $R^2 = 0.01$, $p = 0.31$; fig. 3a, open circles). For females, however, this relationship was statistically significant ($F_{1,12} = 4.83$, $R^2 = 0.24$, slope = 0.50 ± 0.23 (SE), $p = 0.05$; fig. 3b, open circles).

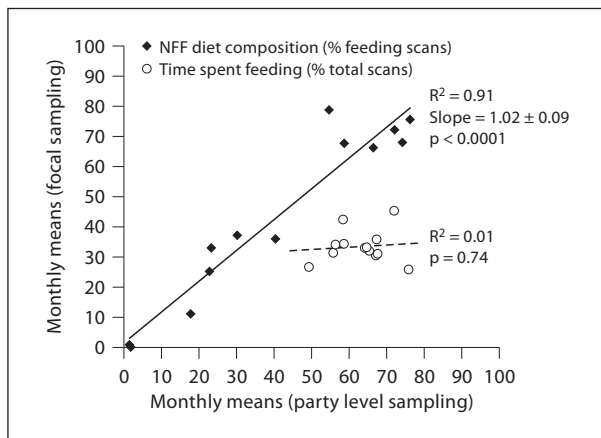


Fig. 1. Correlation between monthly means calculated from simultaneous focal and party level scans. Solid diamonds represent NFF diet composition, which equals the percentage of feeding scans in which NFF was being consumed. Open circles represent time spent feeding, which equals the percentage of scan samples in which feeding was recorded. See text for details.

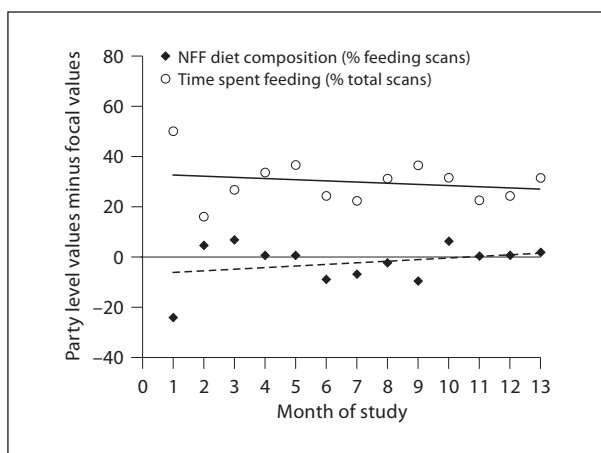


Fig. 2. Differences between monthly means derived from party level and focal sampling. Solid diamonds represent NFF diet composition values derived from party level sampling minus those derived from focal data. Open circles represent time spent feeding (party level sampling) minus time spent feeding (focal data).

Diet Composition

There was a strong positive correlation between estimates of monthly NFF diet composition (percent of feeding time eating NFF) calculated from focal and party level sampling ($F_{1,12} = 121.4$, $R^2 = 0.91$, slope = 1.02 ± 0.09 , $p < 0.0001$; fig. 1, solid diamonds). The estimated slope of the NFF regression line (range 0.93–1.11) includes 1, indicating that party level scan sampling corresponded well with focal-based data

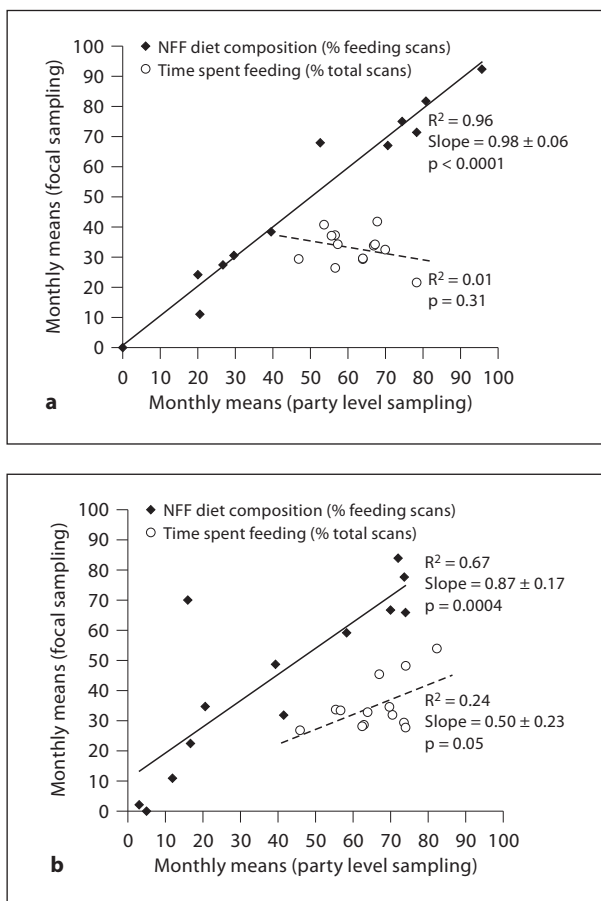


Fig. 3. Correlations between monthly means calculated from simultaneous focal and party level data for male (a) and female focal animals (b). Solid diamonds represent NFF diet composition, and open circles represent time spent feeding.

on seasonal variation in food choice. The mean difference between values of NFF diet composition determined by the 2 methods was -2.4 (range -24.1 to 6.7), which was not significantly different from zero (1-sample t test, $T_{1,12} = -1.26$, $p = 0.23$; fig. 2, solid diamonds). Finally, party- and focal-based estimates of NFF diet composition were very strongly correlated when the focal chimpanzee was an adult male ($F_{1,12} = 316.7$, $R^2 = 0.96$, slope = 0.98 ± 0.06 , $p < 0.0001$; fig. 3a, solid diamonds). When the focal chimpanzee was a female, the correlation between party- and focal-based estimates of NFF diet composition was also highly significant, but not as tight ($F_{1,12} = 25.74$, $R^2 = 0.67$, slope = 0.87 ± 0.17 , $p = 0.0004$; fig. 3b, solid diamonds). The lower R^2 was due to a single month (June 2004) in which the focal-based NFF diet composition (70%) was more than 4 times greater than the party-based NFF diet composition (16%). During this month, there were only 18 simultaneous focal and party level feeding scans when the focal chimpanzee was an adult female. This is more than

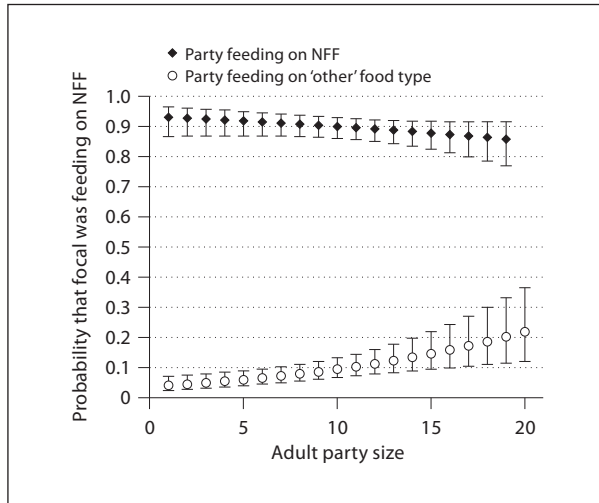


Fig. 4. Graphical representation of the results of a multiple logistic regression modelling the probability that the focal chimpanzee was feeding on NFF. The focal individual was significantly more likely to be feeding upon NFF in parties that were classified as feeding on NFF (solid diamonds) than in parties that were consuming another type of food (open circles). As party size increased, however, the focal individual was significantly less likely to be feeding upon the same broad food category as the party. Error bars represent 95% confidence intervals of the regression lines.

1 standard deviation below the mean number of such scans during the other months of the study (38 ± 16). Nine (50%) of the scans occurred during a single feeding bout in which the party was recorded as eating terrestrial herbaceous vegetation, and focal female BL was recorded to be eating *Uvariopsis congensis*, an important NFF. When we removed June 2004 from the analysis, the R^2 value increased to 0.92 ($F_{1, 11} = 135.22$, slope = 0.99 ± 0.085 , $p < 0.0001$).

There were 1,021 instances in which both the party and the focal individual were classified as feeding. In this sample, the focal chimpanzee was significantly more likely to be feeding upon NFF if we had classified the group as feeding on NFF (an 'NFF feeding party') than if the party was feeding on something else (GEE logistic regression, odds ratio = 84.7, $\chi^2_1 = 545.2$, $p < 0.0001$, repeated measure = focal). However, in 40 (10.3%) of the 388 instances in which the party was consuming NFF, the focal animal was eating another food item. As the size of an NFF feeding party increased, this discrepancy increased (multiple logistic regression, odds ratio = 1.04, $\chi^2_1 = 4.33$, $p < 0.0001$, repeated measure = focal). In the largest NFF feeding parties (19 adults), there was an 86% chance that the focal chimpanzee was also eating NFF (fig. 4). Note that in NFF feeding parties containing only 1 adult, the probability that the focal individual was consuming NFF was only 93% (not 100%). This is likely due to the fact that our party level scan samples included subadults, which may have been eating NFF while the focal adult was consuming something else. When included in the multiple logistic regression, the focal individual's sex did not have a significant effect on the probability that s/he was feeding upon NFF ($\chi^2_1 = 1.2$, $p = 0.27$).

Discussion

We found that a broad group level measure of chimpanzee diet composition correlated closely with data collected on focal individuals. Specifically, monthly measures of non-fig fruit (NFF) diet composition derived from group level scan sampling (in which a group was classified as 'feeding' if at least 1 chimpanzee was doing so) were highly correlated with those derived from focal sampling. This finding validates previous methodology used to identify periods of high energy availability at Kanyawara [Gilby and Wrangham, 2007; Emery Thompson and Wrangham, 2008]. However, our data suggest that this correlation should be interpreted with caution. While the difference between monthly values derived from group level scans and focal data were not significantly different from zero, there were some months in which there was a considerable discrepancy. For example, in June 2005, the group level data yielded an estimate of NFF diet composition (14.6%) that was more than 9 times greater than that based on focal data (1.6%). However, in other months, the estimates were almost identical (e.g. November 2004 and May 2005). This variability is likely due to the possibility that members of a social group may be feeding upon different food items. While the focal chimpanzee was highly likely to be consuming NFF if the group was classified as doing so, s/he was eating another food item roughly 10% of the time. This discrepancy increased with adult group size. Whether or not this level of accuracy is acceptable will depend on the nature of the question being addressed.

Data from group level scan sampling did not provide an accurate estimate of an individual's time spent feeding, as determined by focal animal sampling. Similarly, Fragaszy et al. [1992] found that in comparison to focal sampling, group scan sampling overestimated the amount of time spent feeding by wedge-capped capuchins (*Cebus olivaceus*) and squirrel monkeys (*Saimiri oerstedii*). In our study, this result is not surprising, since a group was classified as 'feeding' if a minimum of 1 chimpanzee was feeding at the time of the scan. However, the group level scan data provide a rough idea of female feeding times. One possible explanation for this is that sampling of females might have been more likely in smaller parties, in which the chances are higher that all group members are engaged in the same behaviour. This possibility remains to be tested.

In sum, our data showed that group level scan sampling provided accurate measures of broad diet composition, including seasonal variation. It did not closely predict the percentage of time spent feeding however, suggesting that, when possible, focal sampling should be used for estimating individual feeding rates. While our results are derived from a single chimpanzee community, their fit to expectation suggests that they may have wide applicability to primate studies. In circumstances where focal sampling is impractical, a simple group scan sampling protocol is valuable for identifying broad temporal variation in individual diet composition.

Acknowledgments

Long-term research at Kanyawara was supported by funding from NSF Grant 0416125 to R.W.W.; I.C.G. was also partially supported by NSF Grant IIS-0431141. A.A.P. received funding from the L.S.B. Leakey Foundation, the American Society of Primatologists, Sigma Xi, Stony

Brook University and the Wildlife Conservation Society. We thank the Uganda National Council for Science and Technology, the Uganda Wildlife Authority and the Makerere University Biological Field Station for permission to conduct research within Kibale National Park. This project would not have been possible without the hard work and dedication of the members of the field research team employed during the study period, especially Francis Mugurusi, Solomon Musana and field manager Alain Houle. This study complied with the ethical guidelines of the National Science Foundation, Harvard University (Animal Experimentation Protocol No. 96-03), Stony Brook University (Institutional Animal Care and Use Committee No. 20041349) and the laws of Uganda. This manuscript was significantly improved due to the advice of 3 anonymous reviewers.

References

- Altmann J (1974). Observational study of behaviour: sampling methods. *Behaviour* 49: 227–267.
- Conklin-Brittain NL, Wrangham RW, Hunt KD (1998). Dietary response of chimpanzees and cercopithecines to seasonal variation in fruit abundance. II. Macronutrients. *International Journal of Primatology* 19: 971–998.
- Di Fiore A, Rodman PS (2001). Time allocation patterns of lowland woolly monkeys (*Lagothrix lagotricha poeppigii*) in a neotropical terra firma forest. *International Journal of Primatology* 22: 449–480.
- Emery Thompson M, Wrangham RW (2008). Diet and reproductive function in wild female chimpanzees (*Pan troglodytes schweinfurthii*) at Kibale National Park, Uganda. *American Journal of Physical Anthropology* 135: 171–181.
- Emery Thompson M, Muller MN, Wrangham RW, Lwanga JS, Potts KB (2009). Urinary C-peptide tracks seasonal and individual variation in energy balance in wild chimpanzees. *Hormones and Behavior* 55: 299–305.
- Fragaszy DM, Boinski S, Whipple J (1992). Behavioral sampling in the field – comparison of individual and group sampling methods. *American Journal of Primatology* 26: 259–275.
- Gilby IC, Wrangham RW (2007). Risk-prone hunting by chimpanzees (*Pan troglodytes schweinfurthii*) increases during periods of high diet quality. *Behavioral Ecology and Sociobiology* 61: 1771–1779.
- Gilby IC, Wrangham RW (2008). Association patterns among wild chimpanzees (*Pan troglodytes schweinfurthii*) reflect sex differences in cooperation. *Behavioral Ecology and Sociobiology* 62: 1831–1842.
- Goodall J (1986). *The Chimpanzees of Gombe: Patterns of Behavior*. Cambridge, Harvard University Press.
- Guo SG, Li BG, Watanabe K (2007). Diet and activity budget of *Rhinopithecus roxellana* in the Qinling Mountains, China. *Primates* 48: 268–276.
- Leighton M (1993). Modeling dietary selectivity by Bornean orangutans – evidence for integration of multiple criteria in fruit selection. *International Journal of Primatology* 14: 257–313.
- Marshall AJ, Wrangham RW (2007). Evolutionary consequences of fallback foods. *International Journal of Primatology* 28: 1218–1235.
- Nishida T (1968). The social group of wild chimpanzees in the Mahali Mountains. *Primates* 9: 167–224.
- O'Brien TG, Kinnaird MF (1997). Behavior, diet, and movements of the Sulawesi crested black macaque (*Macaca nigra*). *International Journal of Primatology* 18: 321–351.
- Pokempner AA (2009). *Fission-Fusion and Foraging: Sex Differences in the Behavioral Ecology of Chimpanzees* (*Pan troglodytes schweinfurthii*). PhD thesis, Stony Brook University.
- Wrangham RW (2002). The cost of sexual attraction: is there a trade-off in female *Pan* between sex appeal and received coercion? In *Behavioural Diversity in Chimpanzees and Bonobos* (Boesch C, Hohmann G, Marchant L, eds.), pp 204–215. Cambridge, Cambridge University Press.
- Wrangham RW, Smuts B (1980). Sex differences in the behavioral ecology of chimpanzees in the Gombe National Park, Tanzania. *Journal of Reproduction and Fertility Supplement* 28: 13–31.
- Wrangham RW, Clark AP, Isabirye-Basuta G (1992). Female social relationships and social organization of Kibale Forest chimpanzees. In *Topics in Primatology* (Nishida T, McGrew WC, Marler P, Pickford M, de Waal FBM, eds.), vol 1: Human Origins, pp 81–98. Tokyo, Tokyo University Press.
- Wrangham RW, Conklin NL, Chapman CA, Hunt KD (1991). The significance of fibrous foods for Kibale Forest chimpanzees. *Philosophical Transactions of the Royal Society of London Series B Biological Sciences* 334: 171–178.
- Wrangham RW, Conklin NL, Etot G, Obua J, Hunt KD, Hauser MD, Clark AP (1993). The value of figs to chimpanzees. *International Journal of Primatology* 14: 243–256.